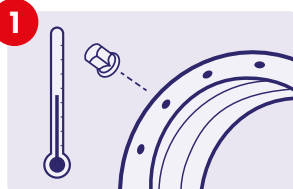


CLEANING YOUR SHARP-PLUS EVO WHEELS

THE SHARP-PLUS EVO WHEEL HAS A UNIQUE FINISH WHICH MEANS NO MORE POLISHING


USE OUR 5 STEP CLEANING PROCESS TO LEAVE YOUR WHEELS 'SHARP-PLUS' CLEAN




Allow wheels to cool to below 35° and remove any nuts, covers, indicators etc.




Rinse with clean water



Mix your water with a mild detergent (non-acidic)



Clean your wheels with a **soft** sponge or brush



Last rinse with clean water

FINAL RESULT



Sit back and admire!

NEED HELP OR ADVICE? CONTACT US:

01594 835 678 • sales@wheelmasters.co.uk
wheelmasters.co.uk   



» WHEEL CLEANING RECORD

We recommend you clean your wheels weekly

Vehicle reg:

Cleaning date:

Cleaned by:

Vehicle reg:

Cleaning date:

Cleaned by:

Vehicle reg:

Cleaning date:

Cleaned by:

Vehicle reg:

Cleaning date:

Cleaned by:

Vehicle reg:

Cleaning date:

Cleaned by:

Vehicle reg:

Cleaning date:

Cleaned by:

Vehicle reg:

Cleaning date:

Cleaned by:

NEED HELP OR ADVICE? CONTACT US:

01594 835 678 • sales@wheelmasters.co.uk
wheelmasters.co.uk [in](#) [twitter](#) [instagram](#)

